SETOR ZONA NORTE - ANO 2015

N2191 ≅ N450

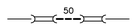

02 LCR PVC JE DN50

N1082

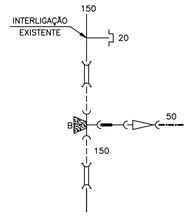

01 T F*F* JE BBB DN150x80
02 LCR F*F* JM DN150
01 RD PVC JE PB DN75x50
01 AD PVC JExF*F* BP DN75x80
01 K SOLDÁVEL PVC DN20

N1784 ≅ N1777

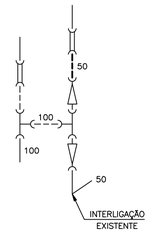

02 T PVC JE BBB DN100
01 LCR PVC JE DN50
01 LCR PVC JE DN100
02 RD PVC JE PB DN100x50

N1156 ≅ N1100

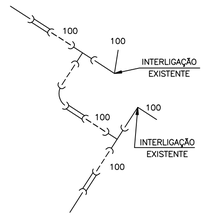

02 T PVC JE BBB DN100
03 LCR PVC JE DN100
01 C PVC JE PB 90° DN100

N2208

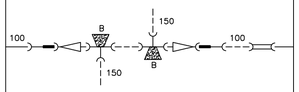

02 T F*F* JE BBB DN150
01 LCR PVC JE DN100
02 RD F*F* JE PB DN150x100
02 AD PVC JExF*F* BP DN100x100

N629 ≅ N2229

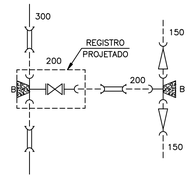

01 T F*F* JE BBF DN300x200
01 T F*F* JE BBB DN200
02 LCR F*F* JM DN300
01 LCR F*F* JM DN200
02 RD F*F* JE PB DN200X150
01 E F*F* JE FB DN200
01 REG. F*F* C/ CUNHA DE BORRACHA DN200

N1060 ≅ N1890 ≅ N1745

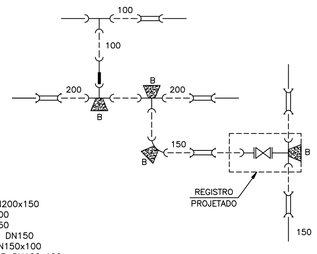

01 T F*F* JE BBF DN200x150
02 LCR F*F* JM DN200
01 LCR F*F* JM DN150
01 C F*F* JE BB 90° DN150
01 RD F*F* JE PB DN150x100
01 AD PVC JExF*F* BP DN100x100
01 E F*F* JE FB DN150
01 REG. F*F* C/ CUNHA DE BORRACHA DN150

N1969

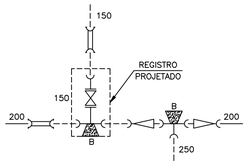

01 T F*F* JE BBB DN250
01 T F*F* JE BBF DN200x150
01 LCR F*F* JM DN200
01 LCR F*F* JM DN150
02 RD F*F* JE PB DN250x200
01 E F*F* JE FB DN150
01 REG. F*F* FF C/ CUNHA DE BORRACHA DN150

N1059/N1093/N1176/N1068/N468

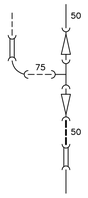

01 T PVC JE BBB DN75
01 LCR PVC JE DN50
01 LCR PVC JE DN75
02 RD PVC JE PB DN75x50
01 C PVC JE PB 90° DN75

N2304/N814/N1760

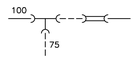

01 T PVC JE BBB DN100x75
01 LCR PVC JE DN100

N1848

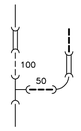

01 T PVC JE BBB DN100x50
01 LCR PVC JE DN50
01 LCR PVC JE DN100
01 C PVC JE PB 90° DN50

N2311

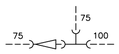

01 T PVC JE BBB DN100x75
01 RD PVC JE PB DN100x75

N467

01 LCR PVC JE DN100

N490

01 RD PVC JE BB DN75x50

N466

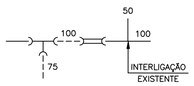

01 T PVC JE BBB DN100x75
01 LCR PVC JE DN100

N1779 ≅ N591

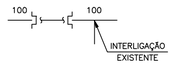

02 K PVC JE DN100

N435 ≅ N1730

02 K PVC JE DN50

N94 ≅ N95

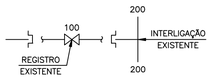

02 K PVC JE DN100

N1732

01 K PVC JE DN50

N2182 ≅ N1731

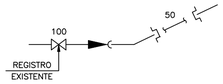

02 K PVC JE DN50

N439

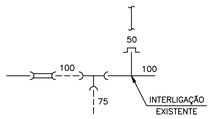

01 T PVC JE BBB DN100x75
01 LCR PVC JE DN100
01 K PVC JE DN50

N492/N1053/N478

01 LCR PVC JE DN50
01 RD PVC JE BB DN75x50

N441 ≅ N1733

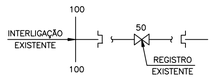

02 K PVC JE DN50

LEGENDA

- REDE PROJETADA-2015
- REDE EM SUBSTITUIÇÃO
- DN 50 mm
- DN 75 mm
- DN 100 mm
- DN 150 mm
- DN ≥ 200 mm
- REDE EXISTENTE
- REDE A SER DESATIVADA
- CAIXA PARA PROTEÇÃO/MANUTENÇÃO
- BLOCOS DE ANCORAGEM

NOTAS

1. PRESSÃO DE SERVIÇO PARA DIMENSIONAMENTO DOS BLOCOS DE ANCORAGEM: A=30mca, B=50mca, C=70mca, D=90mca, E=100mca.

ESTE DESENHO É PROPRIEDADE DA COMPANHIA ESPÍRITO SANTENSE DE SANEAMENTO – CESAN E NÃO PODE SER COPIADO SEM SUA AUTORIZAÇÃO.

NÚMEROS	TÍTULOS
PRINCIPAIS DESENHOS DE REFERÊNCIA	

Nº	LOCAL	DISCRIMINAÇÃO	DES.	DIV.	GER.	DATA
REVISÃO						

CANCELA E SUBSTITUI O DESENHO NÚMERO:

CANCELADO E SUBSTITUÍDO PELO DESENHO NÚMERO:

CENTRO DE DOCUMENTAÇÃO
RECEBIDO: / /
Nº DOC.: ASS.:
APROVAÇÃO CESAN:
ASS.: MATR.:
UNID.: DATA: / /
ESTA APROVAÇÃO NÃO ISENTA A CONTRATADA DE SUAS RESPONSABILIDADES LEGAIS.

EMITENTE: GANEM Engenharia Ltda
PROJETADO: ANA CLAUDIA JACOB
CREA: 6668/D REGIÃO: ES
DESENHO: CRISTINA/JOSIANE
DATA: MAI/12
COORDENADOR: JULIO CESAR ALI GANEM
CREA: 24918/D REGIÃO: MG
Nº DES. PROJETISTA:
RESPONSÁVEL TÉCNICO: JULIO CESAR ALI GANEM
CREA: 24918/D REGIÃO: MG ART Nº: DATA:

EMISSÃO CESAN	DATAS
PROJETADO:	
CREA:	
DESENHADO:	
VERIFICADO:	
DIVISÃO: ENGª LUCIANA CALLEGARI SPAWIER	
GERÊNCIA: ENGª Mª DA GLÓRIA BYRRO AUBIN	

CESAN

MUNICÍPIO: VITÓRIA | DISTRITO: GOIABEIRAS | BAIRRO: DIVERSOS

NOME DO EMPREENDIMENTO: SISTEMA DE ABASTECIMENTO DE ÁGUA DA GRANDE VITÓRIA

TÍTULO: ANÁLISE OPERACIONAL DO SISTEMA
SETOR ZONA NORTE
REDE DE DISTRIBUIÇÃO DE ÁGUA
DETALHE DE NÓS (ANO 2015)

ESCALA:	FOLHA:	Nº CESAN	REV:
SEM ESCALA	09/10	C-040-000-80-5-XX-0355	01