SETOR NOVA ROSA DA PENHA - ANO 2025

N489

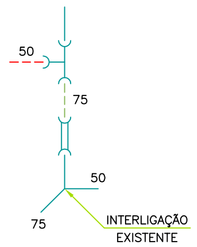

01 T PVC JE BBB DN75x50
01 LCR PVC JE DN75

N537

01 K PVC JE DN75

N484

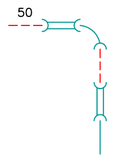

02 LCR PVC JE DN50
01 C PVC JE PB 90° DN50

N1168

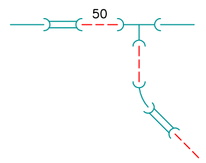

01 T PVC JE BBB DN50
02 LCR PVC JE DN50
01 C PVC JE PB 45° DN50

N770

01 LCR PVC JE DN50

N764

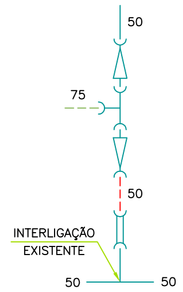

01 T PVC JE BBB DN75
01 LCR PVC JE DN50
02 RD PVC JE PB DN75x50

N810

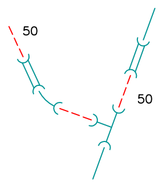

01 T PVC JE BBB DN50
02 LCR PVC JE DN50
01 C PVC JE PB 45° DN50

N741 ≅ N744

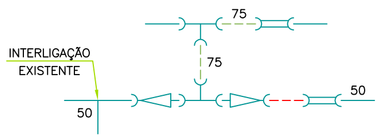

02 T PVC JE BBB DN75
01 LCR PVC JE DN50
01 LCR PVC JE DN75
02 RD PVC JE PB DN75x50

N792 ≅ N1012

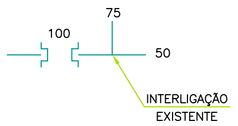

02 K PVC JE DN100

N757

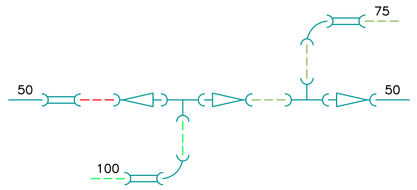

01 T PVC JE BBB DN75
01 T PVC JE BBB DN100
01 LCR PVC JE DN50
01 LCR PVC JE DN75
01 LCR PVC JE DN100
01 C PVC JE PB 90° DN75
01 C PVC JE PB 90° DN100
01 RD PVC JE PB DN75x50
01 RD PVC JE PB DN100x50
01 RD PVC JE PB DN100x75

N737 ≅ N736

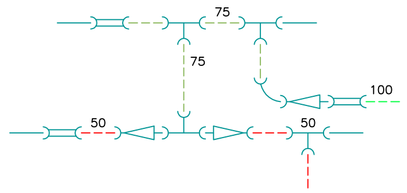

01 T PVC JE BBB DN50
03 T PVC JE BBB DN75
01 LCR PVC JE DN50
01 LCR PVC JE DN75
01 LCR PVC JE DN100
02 RD PVC JE PB DN75x50
01 RD PVC JE BB DN100x75

DISTRITO DE MEDIÇÃO E CONTROLE 8

N1290 ≅ N1288 ≅ N1477

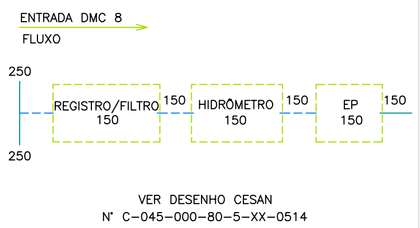

N1503c

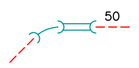

01 LCR PVC JE DN50
01 C PVC JE PB 45° DN50

N1502

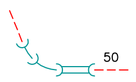

01 LCR PVC JE DN50
01 C PVC JE PB 22° DN50
01 C PVC JE PB 45° DN50

N1275a/N1270a

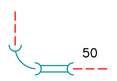

01 LCR PVC JE DN50
01 C PVC JE PB 90° DN50

N703/N705/N1286

01 K PVC JE DN50

N929

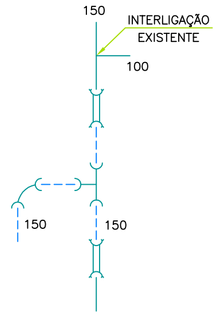

01 T F°F° JE BBB DN150
02 LCR F°F° JM DN150
01 C F°F° JE BB 90° DN150

N707

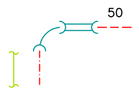

01 LCR PVC JE DN50
01 C PVC JE PB 90° DN50

N701

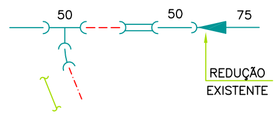

01 T PVC JE BBB DN50
01 LCR PVC JE DN50
01 C PVC JE PB 22° DN50

N1285

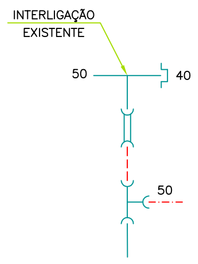

01 T PVC JE BBB DN50
01 LCR PVC JE DN50
01 K PVC SOLDÁVEL DN40

N1289

01 T F°F° JE BBB DN150
02 LCR F°F° JM DN150
01 C F°F° JE BB 90° DN150

N709

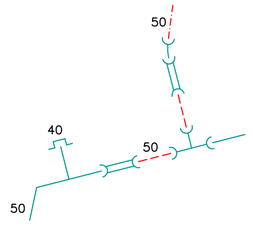

01 T PVC JE BBB DN50
02 LCR PVC JE DN50
01 C PVC JE PB 22° DN50
01 K PVC SOLDÁVEL DN40

N915

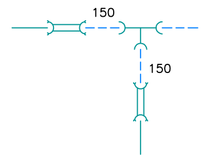

01 T F°F° JE BBB DN150
02 LCR F°F° JM DN150

LEGENDA

- REDE PROJETADA–2025
- REDE EM SUBSTITUIÇÃO
  - DN 50 mm
  - DN 75 mm
  - DN 100 mm
  - DN 150 mm
  - DN ≥ 200 mm
- REDE EXISTENTE
- REDE A SER DESATIVADA
- CAIXA PARA PROTEÇÃO/MANUTENÇÃO
- BLOCOS DE ANCORAGEM

NOTAS

1. PRESSÃO DE SERVIÇO PARA DIMENSIONAMENTO DOS BLOCOS DE ANCORAGEM: A=30mca, B=50mca, C=70mca, D=90mca, E=100mca.

ESTE DESENHO É PROPRIEDADE DA COMPANHIA ESPÍRITO SANTENSE DE SANEAMENTO – CESAN E NÃO PODE SER COPIADO SEM SUA AUTORIZAÇÃO.

NÚMEROS	TÍTULOS
PRINCIPAIS DESENHOS DE REFERÊNCIA	

Nº	LOCAL	DISCRIMINAÇÃO	DES.	DIV.	GER.	DATA
REVISÃO						

CANCELA E SUBSTITUI O DESENHO NÚMERO:

CANCELADO E SUBSTITUÍDO PELO DESENHO NÚMERO:

CENTRO DE DOCUMENTAÇÃO
RECEBIDO: / /
Nº DOC.: ASS.:
APROVAÇÃO CESAN:
ASS.: MATR.:
UNID.: DATA: / /
ESTA APROVAÇÃO NÃO ISENTA A CONTRATADA DE SUAS RESPONSABILIDADES LEGAIS.

EMITENTE: GANEM Engenharia Ltda

PROJETADO: LORENA SANTOS PEREIRA	COORDENADOR: ANA CLAUDIA JACOB
CREA: 019602/D REGIÃO: ES	CREA: 6668/D REGIÃO: ES
DESENHO: CRISTINA	Nº DES. PROJETISTA:
DATA: NOVEMBRO/11	

RESPONSÁVEL TÉCNICO: JULIO CESAR ALI GANEM
CREA: 24918/D REGIÃO: MG ART Nº: DATA:

EMISSÃO CESAN	DATAS
PROJETADO:	
CREA:	
DESENHADO:	
VERIFICADO:	
DIVISÃO: ENG° LUCIANA CALLEGARI SPAVIER	
GERÊNCIA: ENG° Mª DA GLÓRIA BYRRO AUBIN	

CESAN

MUNICÍPIO: CARIACICA | DISTRITO: DIVERSOS | BAIRRO: DIVERSOS
NOME DO EMPREENDIMENTO: SISTEMA DE ABASTECIMENTO DE ÁGUA DA GRANDE VITÓRIA
TÍTULO: ANÁLISE OPERACIONAL DO SISTEMA
SETOR NOVA ROSA DA PENHA
REDE DE DISTRIBUIÇÃO DE ÁGUA
DETALHE DE NÓS (ANO 2025)

ESCALA:	FOLHA:	Nº CESAN	REV:
SEM ESCALA	11/17	C-045-000-80-5-XX-0560	02